



Accessing OneDrive's Shared Folder

1. To gain access to Innocomm's shared folder, you'll receive an email from Inno.share(no-reply@sharepointonline.com), please save this email and the included URL link for future access.


「Inno.share」已與您共用資料夾「Banana」。

Inno.share <no-reply@sharepointonline.com>
收件者: 您
週一 2023/7/3 下午 08:02

「Inno.share」已與您共用資料夾

這是「Inno.share」與您共用的資料夾。


 Banana

 此連結僅適用於此郵件的直接收件者。

[開啟](#) **URL link**


Microsoft [隱私權聲明](#)

- The recipients won't need a Microsoft account. To access the folder, OneDrive sends a one-time passcode to their email address to verify their identity. After receiving the code, enter it into the verification screen to open the folder.




Request Verification Code

You've received a secure link to:

 Banana


To verify your identity, we'll send a code to you at

[Send Code](#)




Enter Verification Code

You've received a secure link to:

 Banana

To open this link, enter the code we just emailed to . [Send again](#)



[Verify](#)